

Appendix C: Regression model results by country

% point change in the outcome for respondents who ...

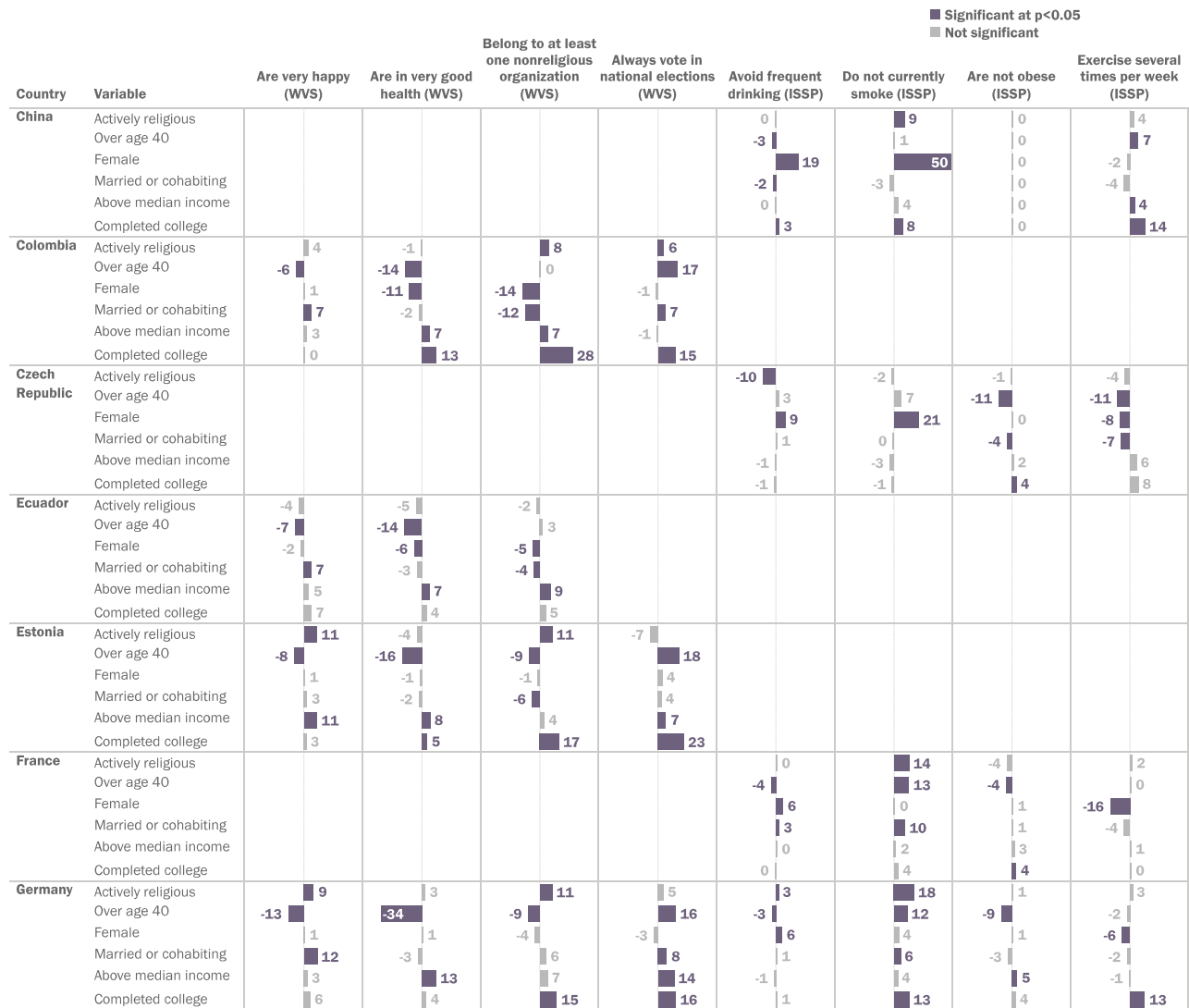
Country	Variable	Outcome							
		Are very happy (WVS)	Are in very good health (WVS)	Belong to at least one nonreligious organization (WVS)	Always vote in national elections (WVS)	Avoid frequent drinking (ISSP)	Do not currently smoke (ISSP)	Are not obese (ISSP)	Exercise several times per week (ISSP)
All	Actively religious	5	0	6	7	2	12	-1	1
	Over age 40	-7	-13	-3	19	-1	8	-6	-2
	Female	2	-2	-5	0	8	14	0	-6
	Married or cohabiting	7	0	-2	6	0	4	-2	-2
	Above median income	8	7	8	3	0	3	3	4
Completed college	1	4	11	10	1	9	4	5	
Argentina	Actively religious	4	1	3	1				
	Over age 40	-7	-18	-2	1				
	Female	2	-2	-8	0				
	Married or cohabiting	4	-3	-5	4				
	Above median income	11	11	4	2				
Completed college	2	-2	27	2					
Australia	Actively religious	16	-1	-9	2	6	10	1	2
	Over age 40	-1	-7	1	10	-5	6	-8	-9
	Female	8	6	3	-2	10	4	-5	-5
	Married or cohabiting	11	2	-2	1	-1	4	-4	-8
	Above median income	13	18	7	1	-1	3	-1	0
Completed college	4	9	18	6	4	8	12	3	
Belarus	Actively religious	0	-1	2	9				
	Over age 40	-4	-7	-8	22				
	Female	3	0	1	5				
	Married or cohabiting	1	0	-3	2				
	Above median income	10	2	8	10				
Completed college	-1	0	3	1					
Belgium	Actively religious					2	10	1	-3
	Over age 40					-6	6	-6	-1
	Female					9	6	2	-14
	Married or cohabiting					0	4	-3	-5
	Above median income					1	5	4	5
Completed college					-1	7	4	4	
Brazil	Actively religious	8	0	12	3				
	Over age 40	-6	-15	4	2				
	Female	-2	-7	-4	3				
	Married or cohabiting	10	0	5	8				
	Above median income	7	4	0	0				
Completed college	0	9	17	5					
Chile	Actively religious	3	-3	10	7	1	15	-7	-2
	Over age 40	-7	-17	-14	40	1	16	-9	-9
	Female	-4	-4	-15	-2		4	-1	-11
	Married or cohabiting	1	-4	-10	13	1	5	-7	1
	Above median income	4	3	5	3	0	-4	1	3
Completed college	8	4	6	3	1	-2	6	18	

Note: Results obtained via logistic regression modeling. Each parameter estimate assumes all other covariates are fixed at their country-level means except for the row for “all countries,” in which case parameter estimates are fixed at their global mean (i.e. the mean for all the respondents across all countries in the pooled dataset). Data from the United Kingdom are not included in the “all” model because marriage data are not available. The “female” coefficient for the “avoid frequent drinking” model in Chile is excluded because all females in the sample report drinking infrequently. See Appendix A for more details about regression models.

Source: Estimates for self-rated health and happiness, voluntary organization membership and voting are from the World Values Surveys, 2010-2014. Estimates for all other outcomes are from the International Social Survey Programme’s 2011 Health and Health Care module. “Religion’s Relationship to Happiness, Civic Engagement and Health Around the World”

Appendix C: Regression model results by country (continued)

% point change in the outcome for respondents who ...

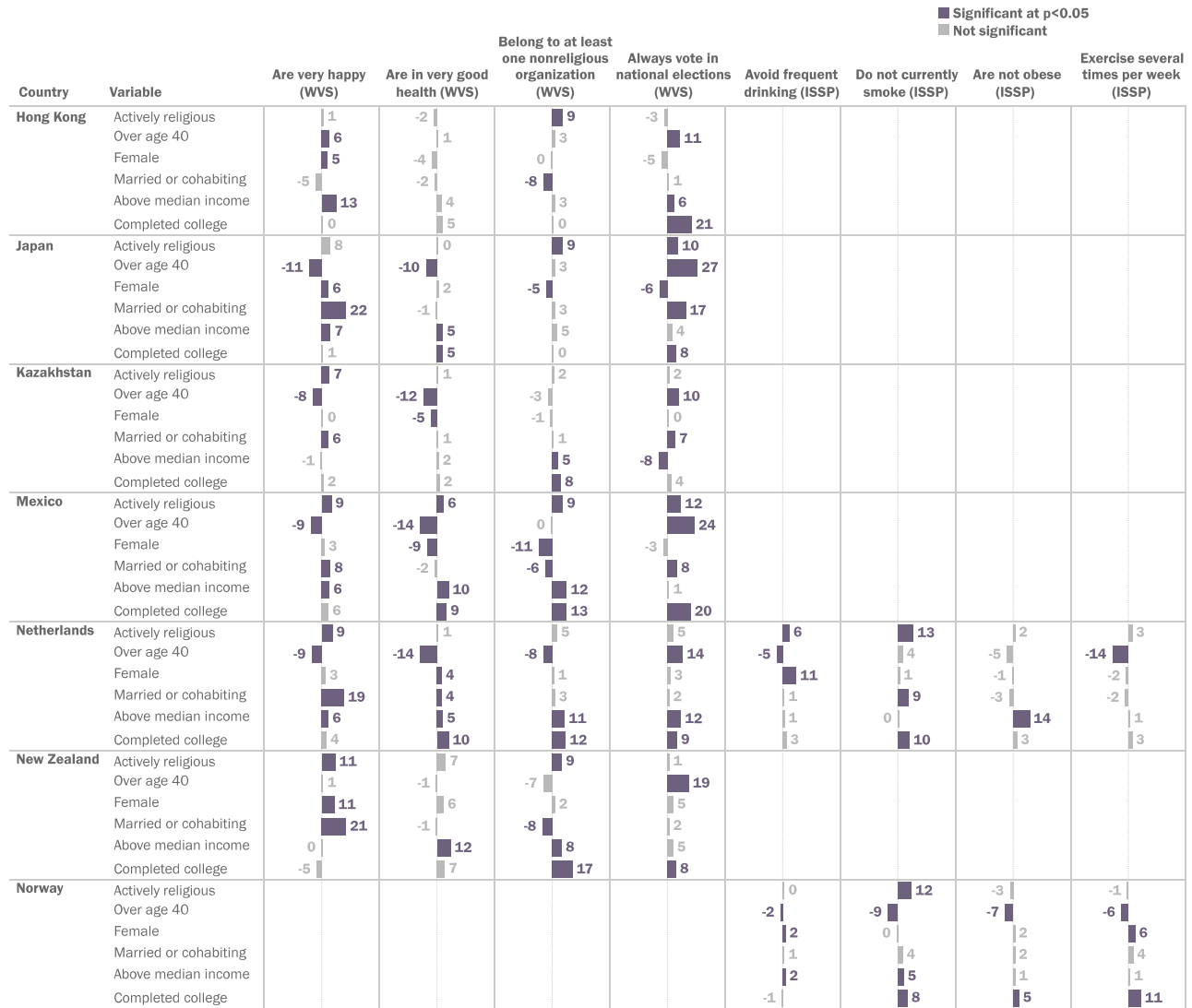


Note: Results obtained via logistic regression modeling. Each parameter estimate assumes all other covariates are fixed at their country-level means except for the row for "all countries," in which case parameter estimates are fixed at their global mean (i.e. the mean for all the respondents across all countries in the pooled dataset). See Appendix A for more details about regression models.

Source: Estimates for self-rated health and happiness, voluntary organization membership and voting are from the World Values Surveys, 2010-2014. Estimates for all other outcomes are from the International Social Survey Programme's 2011 Health and Health Care module. "Religion's Relationship to Happiness, Civic Engagement and Health Around the World"

Appendix C: Regression model results by country (continued)

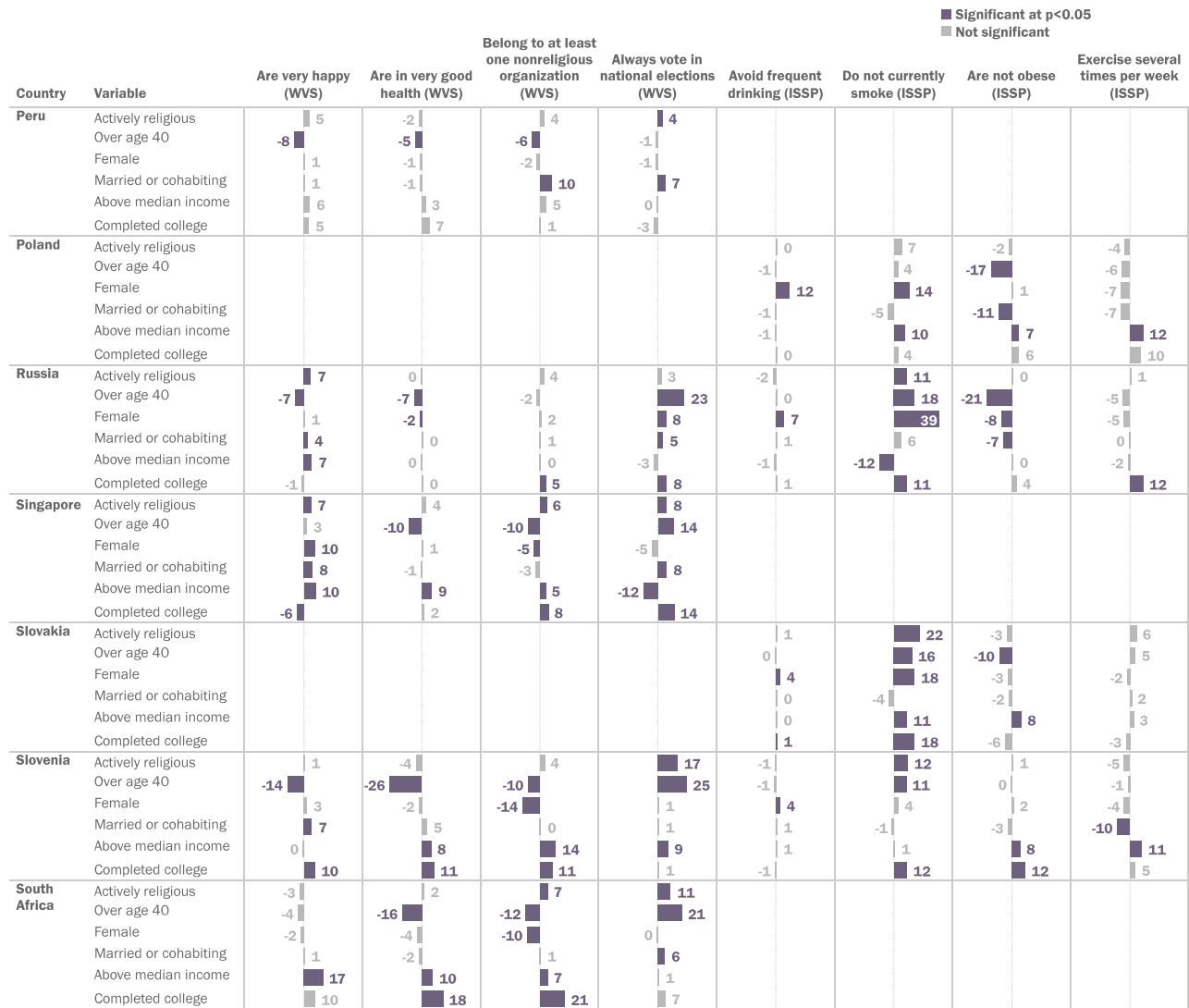
% point change in the outcome for respondents who ...



Note: Results obtained via logistic regression modeling. Each parameter estimate assumes all other covariates are fixed at their country-level means except for the row for “all countries,” in which case parameter estimates are fixed at their global mean (i.e. the mean for all the respondents across all countries in the pooled dataset). See Appendix A for more details about regression models.
 Source: Estimates for self-rated health and happiness, voluntary organization membership and voting are from the World Values Surveys, 2010-2014. Estimates for all other outcomes are from the International Social Survey Programme’s 2011 Health and Health Care module. “Religion’s Relationship to Happiness, Civic Engagement and Health Around the World”

Appendix C: Regression model results by country (continued)

% point change in the outcome for respondents who ...



Note: Results obtained via logistic regression modeling. Each parameter estimate assumes all other covariates are fixed at their country-level means except for the row for “all countries,” in which case parameter estimates are fixed at their global mean (i.e. the mean for all the respondents across all countries in the pooled dataset). See Appendix A for more details about regression models.

Source: Estimates for self-rated health and happiness, voluntary organization membership and voting are from the World Values Surveys, 2010-2014. Estimates for all other outcomes are from the International Social Survey Programme’s 2011 Health and Health Care module. “Religion’s Relationship to Happiness, Civic Engagement and Health Around the World”

Appendix C: Regression model results by country (continued)

% point change in the outcome for respondents who ...

Country	Variable	<div style="display: flex; justify-content: space-between; align-items: center;"> ■ Significant at p<0.05 ■ Not significant </div>							
		Are very happy (WVS)	Are in very good health (WVS)	Belong to at least one nonreligious organization (WVS)	Always vote in national elections (WVS)	Avoid frequent drinking (ISSP)	Do not currently smoke (ISSP)	Are not obese (ISSP)	Exercise several times per week (ISSP)
South Korea	Actively religious	8	-2	2	10	7	5	1	5
	Over age 40	-1	-4	-3	19	2	6	0	8
	Female	2	-3	-9	-7	23	37	1	-5
	Married or cohabiting	2	-2	0	13	-1	5	0	-2
	Above median income	1	4	4	-3	-1	0	1	1
	Completed college	4	1	0	7	3	2	0	3
Spain	Actively religious	1	-3	-1	20	1	17	-2	-2
	Over age 40	-10	-24	1	17	-1	10	-12	-1
	Female	2	-5	-1	-2	7	7	0	-5
	Married or cohabiting	2	-3	-2	11	0	5	-2	-7
	Above median income	11	12	13	15	1	3	3	5
	Completed college	3	7	-3	13	1	7	9	13
Switzerland	Actively religious					3	17	-6	-6
	Over age 40					-5	9	-1	-4
	Female					7	8	2	-5
	Married or cohabiting					3	9	-3	5
	Above median income					-2	3	4	1
	Completed college					1	9	6	-1
Taiwan	Actively religious	7	11	16	5	-5	3	1	8
	Over age 40	0	-1	4	15	1	5	1	10
	Female	3	2	-4	7	6	34	0	-8
	Married or cohabiting	3	-1	-1	5	-1	10	3	2
	Above median income	9	10	10	3	0	4	1	2
	Completed college	-6	4	3	2	5	20	4	10
Ukraine	Actively religious	5	0	3	4				
	Over age 40	-12	-9	-6	16				
	Female	1	-2	-2	5				
	Married or cohabiting	6	-1	-1	3				
	Above median income	8	2	4	-2				
	Completed college	-1	1	8	7				
United Kingdom	Actively religious					5	17	0	-8
	Over age 40					-2	7	-5	-9
	Female					2	5	-7	-9
	Above median income					-3	10	8	5
	Completed college					0	10	-2	4
	United States	Actively religious	11	6	13	14	4	9	1
Over age 40		-7	-14	8	32	0	5	-4	-6
Female		0	0	-9	-5	7	2	1	-9
Married or cohabiting		11	1	-5	-4	-1	0	-2	-2
Above median income		9	11	14	16	2	12	1	8
Completed college		-4	6	19	25	1	17	10	-1
Uruguay	Actively religious	10	6	12	-1				
	Over age 40	-7	-22	-4	11				
	Female	1	-7	-6	1				
	Married or cohabiting	8	4	2	5				
	Above median income	12	11	12	0				
	Completed college	-4	-3	21	6				

Note: Results obtained via logistic regression modeling. Each parameter estimate assumes all other covariates are fixed at their country-level means except for the row for “all countries,” in which case parameter estimates are fixed at their global mean (i.e. the mean for all the respondents across all countries in the pooled dataset). Marital status is unavailable for the UK sample. See Appendix A for more details about regression models.

Source: Estimates for self-rated health and happiness, voluntary organization membership and voting are from the World Values Surveys, 2010-2014. Estimates for all other outcomes are from the International Social Survey Programme’s 2011 Health and Health Care module. “Religion’s Relationship to Happiness, Civic Engagement and Health Around the World”